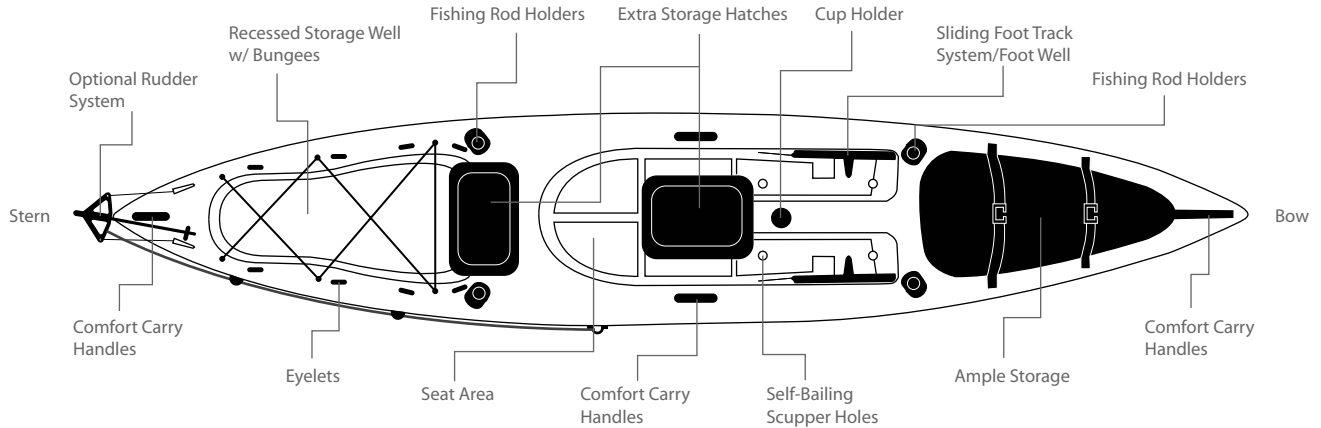


OWNERS MANUAL



Kayak Diagram



Our kayaks are made out of Super Linear Polyethylene which is recyclable and a repairable material.

Getting to Know Your Kayak

A kayak boat has basic features. The front of the boat is the bow and the rear is the stern. When looking forward to the bow, the left side of the boat is port and the right side of the boat is starboard. The hull ID number can be found on the starboard side of the boat at the stern.

In the middle of the boat, there is a cockpit area with foot wells (toward the bow) and a seating area (towards the stern). Inside the cockpit, there are holes that go all of the way through the boat called scuppers. These scuppers allow the boat to drain. On many of the models, there is a bungee in the front of the cockpit and behind the seat. This allows you to secure gear to the deck of the boat. Your particular model may have hatches that allow access to the inside of the boat for gear storage. Some models feature a molded-in tank well for dive tanks, small ice chests or fishing gear. Some models have molded-in rod holders for your fishing rods. Eyelets are lined along the rails of the boat to attach numerous accessories.



Keep Your Kayak in Top Condition

After every use, it is recommended to thoroughly rinse with water. After paddling in saltwater, brackish or polluted water, pay special attention to rinsing the foot pegs and all hardware with plenty of fresh water. To wash it, mild household liquid soap and a soft cloth will remove any salt and debris. Stubborn stains and tar-like residue can usually be removed with a little rubbing alcohol. Be careful not to remove decals, striping, etc. You may also use sun protection to not only protect the plastic but add a shine to the surface.



Transporting & Storing Your Kayak

If you have flat rack bars, place your kayak either upside down or on edge to lessen the chance of distortion. If you have specially designed kayak carriers as part of an aftermarket rack system, follow the rack manufacturer's instructions. For most touring kayaks, place the car top racks under the boat's bulkheads, where the hull is strongest. If that is impossible, place the bars or attachments as close to the bulkheads as you can get them. Don't forget to securely tie the kayak to the roof rack as tight as possible to avoid movement, but not so tight that you risk distorting the hull-shape of your boat.

As an additional margin of safety, loosely tie down the ends of the kayak by running a rope from the grab loops or security bars to the front and back bumpers of your car. Don't leave your kayak tied to the top of your car for a long period of time unless it is in transport, and always remember that distortion created by improper storage or transportation is compounded by excessive exposure to heat.

1. Always store your kayak indoors or under cover, and out of direct sunlight
2. Store kayak on edge, upside down, standing or hanging horizontally
3. When hanging, run straps around boat near the cockpit, not around ends
4. Run lockable cables through drainage holes for added security
5. Do not hang with bottom facing down, from drainage holes or handles (may cause distortion)

About Us

Thank you for choosing Malibu Kayaks, a leading manufacturer of roto-molded, linear polyethylene sit-on-top kayaks. Offering many models suited to everything from beach-front surfing to angling, we proudly serve the fishing, diving, surfing and recreational communities; known for being dry sit-on-top kayaks that are comfortable, stabile, stylish, versatile, and affordable.

Malibu Kayaks continues to look forward to the future with excitement about the endless possibilities that come to play with new designs that are in the works. Our kayaks are engineered for years of enjoyment by both novice and advanced paddlers, be they anglers or recreational touring enthusiasts.... sure to inspire paddlers of all ages and abilities! You can always look forward to our latest model offering with our continued focus on new designs and innovation. We're sure to excite both kayak anglers and recreational paddlers alike.

Mini-X

ProExplorer

X-13

Pro2Tandam

X-Factor

eXtreme



Unparalleled Customer Support - Uncompromising Quality - Unending Innovation
Every Year, new models are being introduced, check our website for updates.

Optional Accessories



X-Wing




Gator Hatch



Bait Tanks



Rudder System



Trolling Motor Mount



Seats



Heavy Duty Wheel Cart



Life Jackets



Leashes



Seat Cushions



Paddles



Dry Bags



Drift Chute



Tie Down Straps



Hardware

Additional accessories can be found on our website, www.malibukayaks.com and www.CODPaddlesports.com

Can My Kayak Be Repaired?

Super linear polyethylene is very durable and can be repaired if the need arises. Cracks or deep gouges can be welded with a suitable heat gun and resin powder. Marine goop is also a very inexpensive way to seal a pin-hole leak or other small patching areas.

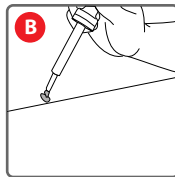
Instructions For Patching Holes:

Be sure NOT to leave soldering iron in one area too long; you can burn a hole in your kayak. The cooling process takes about 10 minutes. Test area when finished. In some cases you might need to add a second application depending on the size of the repair. Items Needed: Color Resin to Match Your Kayak and an inexpensive Pencil-Grip Soldering Iron (Approximately 25 Watt).



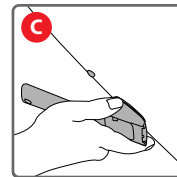
Immerse hot soldering iron into resin powder covering tip generously until powder melts to a gel consistency around the tip.

ously until powder melts to a gel consistency around the tip.



Patch inside crack or hole and surrounding area, leaving a little extra

for finishing. If crack is deep let the patching dry then apply another layer.



Smooth over with soldering iron and finish surface with shaver.

Limited Lifetime Warranty

Malibu Kayaks LLC warrants as a limited lifetime warranty, this kayak purchased is to be free of manufacturing defects in workmanship and materials from the original date of consumer purchase. This warranty is effective upon receipt of registration card, post-dated within 90 days along with proof of purchase from an authorized Malibu Kayaks dealer on factory firsts. Factory seconds, (considered Blem 1 kayaks) are eligible for a 90 day limited warranty and only applies to the original owner. Some states do not allow the exclusion or limitation of incidental or consequential damages, so the above limitation or exclusion may not apply to you. This warranty gives you specific legal rights, and you may also have other rights which vary from state to state. Malibu Kayaks reserves the right to choose the final warranty resolution. Option to repair or replace parts of a given kayak is determined against damages and in the discretion of Malibu Kayaks. Some exclusions may apply. This warranty is valid only in the U.S.A.

Malibu Kayaks is not liable for any injury or damage to person or property sustained as a result of the use of kayaks manufactured by Malibu Kayaks. The user of any such kayak acknowledges and assumes any and all risk associated with the use of such kayak including death, waives any and all claims against Malibu Kayaks LLC., its agents and assigns.

Malibu Kayaks reserves the right to change its products without notice while not incorporating those changes into completed and purchased products in the possession of dealers or consumers.

Steps to Expedite Claim

In the unlikely event that your kayak has any manufacturing defects, photos and description of your claim are required. All warranty claims are subject to any exclusion and in lieu of provided evidence decided upon the discretion of Malibu Kayaks.

1. Provide clear photographs of damages.
2. Prepare written claim (provided by Malibu Kayaks warranty department.)
3. Provide proof of purchase.
4. Send Claims to: Support@MalibuKayaks.com

For complete warranty coverage, Malibu Kayaks must have proof of the kayak serial # cut and mailed or photographed to finalize all kayak replacement claims.

After receiving above items, Malibu Kayaks may request to have your kayak returned to the original dealer for inspection. Malibu Kayaks will warrant the right to either exchange or repair your kayak, free of charge to customer excluding shipping charges. If you are unable to get a replacement kayak from an authorized dealer, Malibu Kayaks will ship the warranty replacement kayak, (shipping fees will apply).

THIS WARRANTY DOES NOT COVER THE FOLLOWING:

- Normal wear and tear or as a result of abuse or failure to maintain kayak.
- Discoloration or cracking due to excessive sun exposure.
- Damage caused by alterations, modifications, storage or mooring to kayak.
- Transportation of kayaks; significant or incidental damage to kayak and/or personal property.
- Damage due to failure of following procedures and instructions provided.
- Kayaks not registered with manufacturer at time of warranty claim.
- Factory 2nds (Kayaks purchased as a Blem 2 are not covered).

Malibu Kayaks will absorb a % of retail purchases on warranty replacement claims based on years owned:

- Year 1 (up to 12 months): 100% (shipping charges may apply).
- Year 2 (up to 24 months): 75% of MSRP (shipping charges will apply).
- Year 3 (up to 36 months): 50% of MSRP (shipping charges will apply).
- Year 4 (up to 48 months): 40% of MSRP (shipping charges will apply).
- Year 5 & more: 30% of MSRP (shipping charges will apply).

EXCLUSIONS:

Warranty is considered void after 3 months if kayak is used commercially or for rental fleets. Kayaks structurally altered or subjected to stress beyond the physical limits of the materials used in hull or components, or damaged as a result of abnormal use are considered as damage done by the user and void of Malibu Kayaks warranty. Warranty does not cover un-recommended/unauthorized alterations or unauthorized repair. Any part or parts replaced or repaired hereafter shall be warranted as an original part or parts purchased by the consumer.

Kayak Safety Suggestions

There are basic safety rules that all boaters should follow. Get paddlesports instructions from a licensed or certified instructor. As with all recreational activities, there is always the possibility of injury or death. Obtain certified first aid and rescue training and carry first aid and rescue equipment.

For your first time on a kayak we recommend beginning in calm water. You can get the feel of the boat and distribution of your weight. Practice getting in and out of the boat until you're comfortable.

Paddlesports can be very dangerous and physically demanding. Check your equipment prior to each use for signs of wear or failure. The user of this product should understand that participating in paddlesports may involve serious injury or death. Do not exceed your paddling ability: be honest with yourself and never paddle alone.

Never exceed the weight capacity of your boat; check your equipment for wear and tear before you paddle. If additional outfitting is added to this craft, use manufacturer's approved materials only: do not impair entry or exit access.

Additional Sources of Information

- American Canoe Association www.americancanoe.org
- American Whitewater Affiliation www.awa.org
- Kayak Fishing Association of California www.kfaca.org
- Paddlesports Industry Association www.paddlesportsindustry.org
- American Rivers www.amrivers.org
- Canoe and Kayak Magazine www.canoekayak.com
- Paddler Magazine www.paddlermagazine.com
- United States Canoe Association www.usca-canoe-kayak.org

Kayak Safety Disclaimer

Always wear a nationally-approved personal flotation device. Coast Guard regulations require that all kayaks have a lifejacket on board. Wearing your lifejacket will help keep your head above water and add insulation to your body, keeping you warmer in cold water.

Dress appropriately for all weather and water conditions and prepare for changes in temperature and possibility of capsizing. Off-shore winds make it difficult to return to shore. Cold water and/or cold weather can result in hypothermia; a wet suit or dry suit can keep you warm and comfortable.

Do not paddle in flood conditions. Scout unfamiliar waters: portage where appropriate. Be aware of appropriate river water levels, tidal changes, dangerous currents, and weather changes. Paddling in the surf zone or in rivers can be dangerous. Always wear a helmet where appropriate.

Never mix alcohol or drugs (prescription or non-prescription) with boating. Stay hydrated; always bring plenty of water and food.

Never strap yourself or a child in the kayak.

Abiding by these suggestions will help make your kayak adventure safer and fun!

Place
Postage
Here



Warranty Department
7110 Jackson St.
Paramount, CA 90712

Malibu Kayaks Warranty Ownership Card

(Return via Mail or Register Online)

First Name: _____ Last Name: _____

Address: _____

City: _____ State: _____ Zip: _____

Phone: _____ Date of Birth: _____

Email: _____

Hull ID #: _____ Kayak Model: _____

Purchased From: _____ Price: _____

Date of Purchase: _____ Is this your 1st purchase? YES NO

Main factor in choosing Malibu Kayaks?

Stability Sit-on-top Dry Seating Recommended _____

Primary reason for your purchase of a kayak?

Fishing Recreational Family Fun Surfing _____

Major influence in the purchase of a Malibu Kayaks product? (check all that apply)

- | | | |
|---|---|--|
| <input type="checkbox"/> Style/Appearance/
Design | <input type="checkbox"/> Quality | <input type="checkbox"/> Size and Weight |
| <input type="checkbox"/> Ease of Use | <input type="checkbox"/> Brand/Product
Reputation | <input type="checkbox"/> On Sale/Sale Price |
| <input type="checkbox"/> Recommended by
Friend | <input type="checkbox"/> Recommendation
of Salesperson | <input type="checkbox"/> Recommendation
of Instructor |
| <input type="checkbox"/> Store Display | <input type="checkbox"/> Special Features of
Product | <input type="checkbox"/> Warranty |
| <input type="checkbox"/> Have Previously
Owned | <input type="checkbox"/> Have Previously
Rented | <input type="checkbox"/> Value for Price |
| <input type="checkbox"/> Saw Product in
Use/ Demonstration | <input type="checkbox"/> Catalog | <input type="checkbox"/> Magazine/TV
Advertisement |
| <input type="checkbox"/> Internet/Website | <input type="checkbox"/> Received as Gift | |

I would like to buy or find out more about:

X-Wing Sliding Console

Rod Holders

Rudder System

Paddles

Gator Hatch (Child's Seat)

Leashes

Live Wells

Anchoring System

Trolling Motor Mount

Wheel Carts

Roof Rack Pads

Backrests

Life Vests

Would you like to be on our mailing list

Contact me with information

Do not contact me

You may find our products on our website, www.MalibuKayaks.com

Manufacturer's Statement of Origin for Malibu Kayaks LLC

7110 Jackson St., Paramount, CA 90723 Tel: (562) 630 - 6282 Fax: (562) 630 - 4311

The undersigned MANUFACTURER hereby certifies that the new boat described below,
the property of said MANUFACTURER,

Has been transferred this _____ day of _____ in _____

To _____

Whose address is _____

Invoice # _____ Material Linear Polyethylene Year Manufactured _____

Serial # _____ Model _____ Color _____

**This Manufacturer further certifies that this was the first transfer of such new boat
in Ordinary Trade and Commerce.**



(Authorized Signature)

PRESIDENT

(Title of Position)

FIRST ASSIGNMENT

FOR VALUE RECEIVED, the undersigned hereby transfers this statement of origin and the boat described there in to

[Buyer] _____

[Address] _____

In consideration of the sum of \$_____ Dollars, receipt of which is acknowledged, I [name of seller]: _____ the undersigned of [address] _____

_____ the following described boat:

Make _____ Model _____ Color _____

Serial # _____ Year Manufactured _____

In connection with the described boat, seller expressly disclaims all warranties, either express or implied, including but not limited to, any implied warranty of merchantability or fitness for a particular purpose. Seller's disclaimer of warranties contained in this bill of sale does not affect, in any manner, the terms of any manufacturer warranty from that may be applicable to the boat.

Signature

Date

SECOND ASSIGNMENT

FOR VALUE RECEIVED, the undersigned hereby transfers this statement of origin and the boat described there in to

[Buyer] _____

[Address] _____

In consideration of the sum of \$_____ Dollars, receipt of which is acknowledged, I [name of seller]: _____ the undersigned of [address] _____

_____ the following described boat:

Make _____ Model _____ Color _____

Serial # _____ Year Manufactured _____

In connection with the described boat, seller expressly disclaims all warranties, either express or implied, including but not limited to, any implied warranty of merchantability or fitness for a particular purpose. Seller's disclaimer of warranties contained in this bill of sale does not affect, in any manner, the terms of any manufacturer warranty from that may be applicable to the boat.

Signature

Date



www.MalibuKayaks.com